



Warning: Review Before Submittal

- Failure to provide accurate and complete Information could result in the following: delayed controller shipment, price change , and incurred engineering charges.
- If a job specification is included, you must complete the 'Build to Job Specifications' section on page 3.
- All fixtures must be 24 VDC / 6 Watts Max.
- If a category is not completed, the **default** option will be assumed.

TRACTION AC - Table of Contents	
1. Job Information	8. Landings and Openings (1-24)
2. Shipping & Pre-Wire	9. Landings and Openings (25-64)
3. General Controller Information	10. Landings and Openings (65-96)
4. Motor Data, Encoder Data, and Brake Data	11. Destination Dispatch (1-48)
5. Features & Functions	12. Destination Dispatch (49-96)
6. Cables and Fixtures	13. Elevator(s) Physical Layout
7. Car Door Data	14. Motor Purchase from Smartrise

This document can be edited, saved, and submitted electronically using Adobe Reader.

Job Details	
Job Name: <input type="text"/>	Market Segment: <input type="checkbox"/> Financial
PO#: <input type="text"/>	<input type="checkbox"/> Federal <input type="checkbox"/> Health Care <input type="checkbox"/> Residential
Job Location (City & State): <input type="text"/>	<input type="checkbox"/> Education <input type="checkbox"/> Hospitality <input type="checkbox"/> Other

Purchasers Information: (If Packager, Fill in End User Info on Right)	
Name: <input type="text"/>	
Title: <input type="text"/>	
Company: <input type="text"/>	
Phone: <input type="text"/>	Fax: <input type="text"/>
Cell: <input type="text"/>	
Email: <input type="text"/>	
Engineering Contact Information: (If different than above)	
Name: <input type="text"/>	
Phone: <input type="text"/>	Fax: <input type="text"/>
Cell: <input type="text"/>	
Email: <input type="text"/>	
<input type="text"/>	Date Filled Out

End User Information: (For Packager Use Only)	
Name: <input type="text"/>	
Title: <input type="text"/>	
Company: <input type="text"/>	
Phone: <input type="text"/>	Fax: <input type="text"/>
Cell: <input type="text"/>	
Email: <input type="text"/>	

Job Site Address: (Address Where Controller(s) Will Be Installed)	
Street: <input type="text"/>	
City: <input type="text"/>	
State: <input type="text"/>	
Zip Code: <input type="text"/>	

Building Owner/Manager Information	
Name: <input type="text"/>	
Phone: <input type="text"/>	
Email: <input type="text"/>	
Street: <input type="text"/>	
<input type="text"/>	
City: <input type="text"/>	
State: <input type="text"/>	
Zip Code: <input type="text"/>	

Shipping Information	
Contact Name:	
Phone:	
Contact Fax/Email:	
Smartrise Call Prior to Shipping:	<input type="checkbox"/> Yes <input type="checkbox"/> No
Carrier Call for Delivery Appointment:	<input type="checkbox"/> Yes <input type="checkbox"/> No
Lift Gate Required:	<input type="checkbox"/> Yes <input type="checkbox"/> No
Freight Terms	
Use Smartrise Carrier:	<input type="checkbox"/> Yes <input type="checkbox"/> No <input type="checkbox"/> Will Call <input type="checkbox"/> Pre-paid
	<div style="border: 1px solid black; padding: 5px;"> Customer's Carrier Name: <input style="width: 100%;" type="text"/> Carrier's Account Number: <input style="width: 100%;" type="text"/> <input type="checkbox"/> Collect <input type="checkbox"/> Third-Party <small>Third-Party Billing (Duties & Taxes)</small> <input style="width: 100%;" type="text"/> </div>
Ship to Name/Company:	
Shipping Address:	
	Bill To Address: <input style="width: 100%; height: 40px;" type="text"/>

Shipping Schedule			
Controller(s)	Desired Ship Date from Smartrise	Controller(s)	Desired Ship Date from Smartrise
Note: Desired ship date from Smartrise is not an arrival date.			

Additional Shipping Instructions

Pre-wire Fixtures (Must be 24 VDC / 6 Watt Max)		Not Required <input type="checkbox"/>
Pre-wire COP Boards:	<input type="checkbox"/> Yes <input type="checkbox"/> No (Default)	
Pre-wire Hall Boards:	<input type="checkbox"/> Yes <input type="checkbox"/> No (Default)	
Fixture Manufacturer		
<input type="checkbox"/> Dupar <input type="checkbox"/> ERM <input type="checkbox"/> Monitor <input type="checkbox"/> Other		
<input type="checkbox"/> SEES <input type="checkbox"/> Innovation <input type="checkbox"/> PTL		
<input type="checkbox"/> EPCO <input type="checkbox"/> MAD		
<input type="checkbox"/> Elevator Cabs and Surfaces		
Job Reference:		Contact Person at Mfg. <input style="width: 100%;" type="text"/>

Electrical Main Line and Transformer Specification

Main Line Specification:

Main Line Volts (Transformer required if there is more than a 10% difference between the main line and motor volts)

Three Phase (Default)

VAC L1 to GND VAC L2 to GND VAC L3 to GND

Single Phase

Hz (Main Line is 60Hz unless otherwise stated)

Main Line Transformer (If Customer Requires)

Provided by Smartrise(Aluminum Isolation Transformers are standard)

Provided By Customer (Customer to provide drawing)

Secondary Voltage

kVA

Data Plate Copy Included

Configuration

Simplex # Cars

Group # Cars in Group # of Hall Risers/Group

Swing Riser, Car #

Selective Collective (2 buttons/floor, multiple calls) (Default)

Non-Selective Collective (1 button/floor, multiple calls)

Non-Selective Non-collective (1 button/floor, 1 call at a time)

Other: _____

Environmental Considerations Not Required

Controller Cabinet Air-pressure cooled (Add Vortex)
(Customer to provide Air Compressor)

Controller Cabinet Air conditioned cooled (Add A/C Unit) Controller

Cabinet Forced Air cooled (Add fan and filter)

Arc Flash Protection

Special attention to hoistway shaft (Provide details in notes below)

Outdoor or Hostile (Industrial Environment)

Machine Room Controller Cabinet NEMA Rating:

1 (Default) 4 4X 7 12

Top of Car Enclosure NEMA Rating:

1 (Default) 4 4X 7 12

Landing System NEMA Rating:

1 (Default) 4 4X 7 12

***NEMA 4/4X requires ELGO Landing System**

Build to Job Specifications Not Required

We will review the spec and provide a list of exceptions, when necessary

Job needs to be built to meet Engineering Specifications in Document provided EXCEPT those listed below (Provide page/section and description of exceptions)

Car Operating Panel

Single Panel (Default) Dual Panels

Remote COP (Discrete in M/R)

Is Touch Screen required? Yes No

CE Elite Pixel Opal Touch

*NOTE: CE should provide CE3868 board
Pixel should provide CT-PX2/E encoder

ASME 17.1 Elevator Safety Code Compliance

<input type="checkbox"/> 2022	Additional Local Code
<input type="checkbox"/> 2019	
<input type="checkbox"/> 2016	
<input type="checkbox"/> 2013	
<input type="checkbox"/> 2010	
<input type="checkbox"/> 2007	
<input type="checkbox"/> 2004	
<input type="checkbox"/> 2000	

<input type="checkbox"/> NYC (Appendix K)	<input type="checkbox"/> Detroit
<input type="checkbox"/> No Fire Service	<input type="checkbox"/> Massachusetts
	<input type="checkbox"/> Ontario
	<input type="checkbox"/> Florida

Connection Package (Run Box)

SmartConnect Package – Recommended
(Pre-Wired Car Top Inspection Box with Switch Guards included)

with Pendant Light (Optional)

Notes and Special Instructions

CAT5 Package

Include Hall Network CAT5 package

Controller (MR) to Hall Network (Hoistway) CAT5 Cable Length

25 ft (Default) 50 ft 100 ft

Traction Features (<input type="checkbox"/> Features for all cars is the same as car 1) Failure to provide data will result in delay of controller shipment											
Car	Contract Speed	Capacity	Motor Provided By	Regen Kit	Battery Rescue (MRL application must select a Rescue Device below)	Gov Reset Coil is		Governor Switch is Manually Reset	Machine Type	MRL	Location
						Is 24 VDC (Default)	Is 120 VAC				
1			<input type="checkbox"/> Smartrise <input type="checkbox"/> Customer (Default)	<input type="checkbox"/>	<input type="checkbox"/> Auto Rescue Operation <input type="checkbox"/> Manual Brake Release (Default) <input type="checkbox"/> Auto Rescue + Manual Brake Release <input type="checkbox"/> Not Required	<input type="checkbox"/>	<input type="checkbox"/>	<input type="checkbox"/>	<input type="checkbox"/> Geared <input type="checkbox"/> Gearless	<input type="checkbox"/>	<input type="checkbox"/> Overhead <input type="checkbox"/> Basement
2			<input type="checkbox"/> Smartrise <input type="checkbox"/> Customer (Default)	<input type="checkbox"/>	<input type="checkbox"/> Auto Rescue Operation <input type="checkbox"/> Manual Brake Release (Default) <input type="checkbox"/> Auto Rescue + Manual Brake Release <input type="checkbox"/> Not Required	<input type="checkbox"/>	<input type="checkbox"/>	<input type="checkbox"/>	<input type="checkbox"/> Geared <input type="checkbox"/> Gearless	<input type="checkbox"/>	<input type="checkbox"/> Overhead <input type="checkbox"/> Basement
3			<input type="checkbox"/> Smartrise <input type="checkbox"/> Customer (Default)	<input type="checkbox"/>	<input type="checkbox"/> Auto Rescue Operation <input type="checkbox"/> Manual Brake Release (Default) <input type="checkbox"/> Auto Rescue + Manual Brake Release <input type="checkbox"/> Not Required	<input type="checkbox"/>	<input type="checkbox"/>	<input type="checkbox"/>	<input type="checkbox"/> Geared <input type="checkbox"/> Gearless	<input type="checkbox"/>	<input type="checkbox"/> Overhead <input type="checkbox"/> Basement
4			<input type="checkbox"/> Smartrise <input type="checkbox"/> Customer (Default)	<input type="checkbox"/>	<input type="checkbox"/> Auto Rescue Operation <input type="checkbox"/> Manual Brake Release (Default) <input type="checkbox"/> Auto Rescue + Manual Brake Release <input type="checkbox"/> Not Required	<input type="checkbox"/>	<input type="checkbox"/>	<input type="checkbox"/>	<input type="checkbox"/> Geared <input type="checkbox"/> Gearless	<input type="checkbox"/>	<input type="checkbox"/> Overhead <input type="checkbox"/> Basement

*Except encoders and cables for PM

Motor Data (<input type="checkbox"/> Data for all cars are the same as car 1) Failure to provide data will result in delay of controller shipment													
<input type="checkbox"/> Retain Existing Motor/Machine <input type="checkbox"/> Smartrise will assume motor data <input type="checkbox"/> New Motor/Machine (*Final datasheet is required)													
Car	Machine Brand/Model	Motor Volts	FLA	HP	RPM	Motor Freq.	# of Poles	PM Accel Volts	Peak Amps	Motor Type	* Rope Ratio	* Sheave Dia.	* Gear Ratio
1										<input type="checkbox"/> Induction Motor <input type="checkbox"/> Permanent Magnet			
2										<input type="checkbox"/> Induction Motor <input type="checkbox"/> Permanent Magnet			
3										<input type="checkbox"/> Induction Motor <input type="checkbox"/> Permanent Magnet			
4										<input type="checkbox"/> Induction Motor <input type="checkbox"/> Permanent Magnet			

Encoder Data (<input type="checkbox"/> Data for all cars are the same as car 1) Failure to provide data will result in delay of controller shipment							
Car	Encoder Provided By	Customer Supplied Encoder Info	Encoder PPR <small>Required if encoder provided by Smartrise</small>	Enc Cable Length <small>If no data is provided, Smartrise will assume the Encoder PPR and Mounting Location</small>	Enc Shaft Dia	Enc Mounting Location	Sine/Cosine Encoder Interface
1	<input type="checkbox"/> Smartrise* <input type="checkbox"/> None <input type="checkbox"/> Customer (Include info in notes)	Make <input type="text"/>				<input type="checkbox"/> On Motor (Default) <input type="checkbox"/> Other <input type="text"/>	<input type="checkbox"/>
2	<input type="checkbox"/> Smartrise* <input type="checkbox"/> None <input type="checkbox"/> Customer (Include info in notes)					<input type="checkbox"/> On Motor (Default) <input type="checkbox"/> Other <input type="text"/>	<input type="checkbox"/>
3	<input type="checkbox"/> Smartrise* <input type="checkbox"/> None <input type="checkbox"/> Customer (Include info in notes)	Model <input type="text"/>				<input type="checkbox"/> On Motor (Default) <input type="checkbox"/> Other <input type="text"/>	<input type="checkbox"/>
4	<input type="checkbox"/> Smartrise* <input type="checkbox"/> None <input type="checkbox"/> Customer (Include info in notes)					<input type="checkbox"/> On Motor (Default) <input type="checkbox"/> Other <input type="text"/>	<input type="checkbox"/>

Brake Data (<input type="checkbox"/> Data for all cars are the same as car 1) Failure to provide data will result in delay of controller shipment											
<input type="checkbox"/> Smartrise will assume the brake data											
Car	DC	Pick Volts (DC Only)	Hold Volts (DC Only)	Coil Resistance	Coil Amperage	Emergency (2 nd) Brake				Independent (2 nd) Brake Data	
						<input type="checkbox"/> 120 VAC Hollister-Whitney Rope Gripper <input type="checkbox"/> Draka Rope Brake <input type="checkbox"/> Torin Sheave Clamp	<input type="checkbox"/> Independent 2 nd DC Brake on Motor <input type="checkbox"/> RBK20				
1	DC (Default)					<input type="checkbox"/> 120 VAC Hollister-Whitney Rope Gripper <input type="checkbox"/> Draka Rope Brake <input type="checkbox"/> Torin Sheave Clamp	<input type="checkbox"/> Independent 2 nd DC Brake on Motor <input type="checkbox"/> RBK20				
2	DC (Default)					<input type="checkbox"/> 120 VAC Hollister-Whitney Rope Gripper <input type="checkbox"/> Draka Rope Brake <input type="checkbox"/> Torin Sheave Clamp	<input type="checkbox"/> Independent 2 nd DC Brake on Motor <input type="checkbox"/> RBK20				
3	DC (Default)					<input type="checkbox"/> 120 VAC Hollister-Whitney Rope Gripper <input type="checkbox"/> Draka Rope Brake <input type="checkbox"/> Torin Sheave Clamp	<input type="checkbox"/> Independent 2 nd DC Brake on Motor <input type="checkbox"/> RBK20				
4	DC (Default)					<input type="checkbox"/> 120 VAC Hollister-Whitney Rope Gripper <input type="checkbox"/> Draka Rope Brake <input type="checkbox"/> Torin Sheave Clamp	<input type="checkbox"/> Independent 2 nd DC Brake on Motor <input type="checkbox"/> RBK20				

Note: If no values are provided, Smartrise will proceed with the defaults: 110 VDC and 5 A

Hollister-Whitney Rope Gripper if NOT 120 VAC. Specify Voltage:

Motor Control Preference

- *K.E.B. - K.E.B. drives require this data to be provided
- Magnetek
- First Available Drive (Not Quatro)
- Magnetek Quattro AC

Filters

- Line Reactor
- EMI/RFI Filter
- Harmonic Filter

We will notify you if the preference chosen cannot be honored

Notes and Special Instructions

Special Features		Not Required <input type="checkbox"/>
<input type="checkbox"/> Remote (2 nd) Fire Key Switch & Lamp	<input type="checkbox"/> Shunt-Trip	
<input type="checkbox"/> Earthquake <small>(Includes Buzzer and Lamp)</small>	<input type="checkbox"/> Flood Sensor	
<input type="checkbox"/> Car-to-Lobby Key Switch	Specify Flood Floor (Label): <input style="width: 50px;" type="text"/>	
<input type="checkbox"/> Fan and Light Auto Shutoff Circuit <small>(CT only)</small>	<small>(Default is the first floor above the lowest floor)</small>	
<input type="checkbox"/> Machine Room Cabinet Power Plug	<input type="checkbox"/> 'S' Button	
<input type="checkbox"/> Reduced Stroke Buffer (Ontario Only)	<input type="checkbox"/> Machine Room Cabinet Light	
<input type="checkbox"/> 2nd Final Limit (MRL Only)	<input type="checkbox"/> Enclosure Legs	
<input type="checkbox"/> Out Of Service Switch	<input type="checkbox"/> Inching Operation	

Special Modes of Operation		Not Required <input type="checkbox"/>
Independent Service/Hoistway Access <small>(Default)</small>		
<input type="checkbox"/> In-Car Inspection Switch		
Medical Emergency Service (Provide floor(s) on page 8)		
<input type="checkbox"/> Building is a Hospital with keys at every floor <small>In Car Buzzer, In Car Lamp, and Hallway Lamp at each Floor are Included</small>		
<input type="checkbox"/> Non-Hospital – Phase 1 key at main level only <small>In Car Buzzer and In Car Lamp are Included</small>		
<input type="checkbox"/> Sabbath		
<input type="checkbox"/> Patient Security		
Specify Patient Security Floors (Labels): <input style="width: 150px;" type="text"/> <small>(Default: All floors)</small>		

Controller Monitoring System		Not Required <input type="checkbox"/>
<u>Designed and Manufactured by Smartrise Engineering</u>		
<input type="checkbox"/> Machine Room Monitoring		
<input type="checkbox"/> Local Monitoring (Lobby/Engineering/ Management)		
<input type="checkbox"/> Remote Monitoring (Cloud) – Requires Internet Connection		
<u>Designed and Manufactured by Integrated Display Systems</u>		
<input type="checkbox"/> Lift-Net with USB RS-422 Interface (Serial)		
<input type="checkbox"/> Lift-Net with Moxa Unit Interface (Ethernet / LAN)		
<u>Designed and Manufactured by Kings III of America</u>		
<input type="checkbox"/> ORM (Interface Only)		
<input type="checkbox"/> BACnet		

Monitoring Viewing Devices		Not Required <input type="checkbox"/>
<u>All-in-One Touchscreen PCs</u>		
<input type="checkbox"/> 24"	<input type="checkbox"/> 27"	
<u>Tablets</u>		
<input type="checkbox"/> 8"	<input type="checkbox"/> 11"	
<u>Laptops</u>		
<input type="checkbox"/> 15"		

Car Call Security (Specify floors on page 8)		Not Required <input type="checkbox"/>
<input type="checkbox"/> Using COP Floor Buttons as Code Entry		
<input type="checkbox"/> Using Dry Contacts from Card Readers and/or Key Switches	<input type="checkbox"/> Input in Car Station	<input type="checkbox"/> Inputs in Machine Room <small>(Default)</small>
<input type="checkbox"/> Provide a Car Call Security Override Input	<input type="checkbox"/> Input in Car Station	<input type="checkbox"/> Input in Machine Room <small>(Default)</small>
<input type="checkbox"/> Door Open Functions on Secured Landings		
Notes		

Hall Call Security		Not Required <input type="checkbox"/>
<input type="checkbox"/> Provide Enable/Disable all Hall Calls Input (Simplex)		
<input type="checkbox"/> Provide a Hall Call Security Override Input (Per floor)		
<input type="checkbox"/> Dry Contacts in Hall Fixtures <small>(Default)</small> <input type="checkbox"/> Signal in Machine Room		

Attendant Service		Not Required <input type="checkbox"/>
<input type="checkbox"/> Attendant Service (Is NOT Independent Service)		
<input type="checkbox"/> In Car Buzzer <input type="checkbox"/> In Car Lamp		
Choose 1: <input type="checkbox"/> Hall Call Above/Below Lamps <small>(Default)</small>		
<input type="checkbox"/> Non-Directional All Hall Call Lamps <small>Requires Discrete Connection from CT to COP Panel Per Landing</small>		
Other: _____		

Emergency Power (If Generator Cannot Run All Cars)		Not Required <input type="checkbox"/>
E.P. Contact from Generator is		
<input type="checkbox"/> Normally Open <input type="checkbox"/> Normally Closed		
Power Pre-Transfer Contact from Generator is		
<input type="checkbox"/> Normally Open <small>(Default)</small> <input type="checkbox"/> Normally Closed <input type="checkbox"/> Not Present		
<input type="checkbox"/> Emergency Power Car Selector Switch		
<input type="checkbox"/> Single Car Selection <small>(Default)</small> <input type="checkbox"/> Multiple Car Selection		
This section applies to the sequencing of elevators when a combination of multiple machine room, groups and simplexes are in the same building.		
Number of cars the generator can power <i>simultaneously</i> : <input style="width: 50px;" type="text"/>		
Answer the below only if this generator powers other cars (not included in this job):		
Number of Smartrise Cars: <input style="width: 50px;" type="text"/> Simplexes <input style="width: 50px;" type="text"/> Groups		
* Provide Smartrise Job Numbers: <input style="width: 150px;" type="text"/>		

Traveler and Hoistway Cable (Purchase from Smartrise)

Not Required

	<input type="checkbox"/>	<input type="checkbox"/>	<input type="checkbox"/>	Length of Cable(s) Per Car (in feet)		<input type="checkbox"/>
	C4 Traveler Cable #1	C4 Traveler Cable #2	Traveler Cable #5		Car	C4 Hoistway Cable
# OF CONDUCTORS	19	35	69		Car 1	26
CORE	Steel	Steel	Steel		Car 2	N/A
DIAMETER	0.90"	1.36"	1.57 0"		Car 3	0.55"
# OF 14 AWG	4	4	5		Car 4	
# OF 18 AWG	7	18	40		Car 5	26
# OF 20 AWG SHIELD	4 Pair	6 Pair	11 Pair		Car 6	0
COAXIAL (RC/6U)	No	1	2			0
APPROVALS/BOTH	UL Type ETT> NEC Compliant, CSA Type ETT, CSA FT1					No

All Fixtures Must Be 24 VDC / 6 Watts Max.

In Car Position Indicator Not Required

- CE Micro Com (Default) Discrete Signals (One line per floor)
- MWSF: Hands Free Discrete Signals (Binary)
- VIDATECH (CAN) MAD (CAN)
- Pixel Technology

Other: _____

In Car Arrival Lantern Not Required

- CE Micro Com (Default) Discrete Signals
- MAD (CAN) Bulb/Chime wattage (If discrete):
- Pixel Technology (Connected to PIXEL PI)

Other: _____

In Car Passing Chime Not Required

- CE Micro Com (Default) Discrete Signal
- MAD Bulb/Chime wattage (If discrete):

Note:
 • CE Micro Com (if Car Position Indicator is CE Micro Com)
 • MAD (if Car Car Position Indicator is MAD (CAN))

Load Weighing Not Required

- Load Weigher Provided By
- Smartise Customer Overload Lamp
 - Anti-Nuisance
 - # Ropes Rope Diameter 1:1 Roping
 - 2:1 Roping
 - Cross Head Sensors
 - Rope Deflection Sensors

In Hall Position Indicator Not Required

- CE Micro Com (Default) Discrete Signals (One line per floor)
- VIDATECH (CAN) Discrete Signals (Binary)
- Pixel Technology
- # of Floors with Hall Position Indicators MAD (CAN)
- MWSF: Hands Free

Other: _____

In Hall Arrival Lanterns Not Required

- First Floor Only (Discrete) CE Micro Com Lanterns (Type: SA130M Req.)
- All Floors (Smartrise Hall Boards) MAD (Smartrise Hall Boards)
- Pixel Technology (Connected to AD-2TS SERIAL CHIME)
- If Lamps/Gongs are not 24 VDC / 6 Watt (Explain below)

Lobby Panel Not Required

- Door Open Lamp In Use Lamp
- On Independent Svc. Lamp In Service Lamp
- Out of Service Lamp Normal Power Lamp
- At Recall Lamp

Other Requirements

Front Door Type	Use this door for all cars or specify which cars use it				
	All <input type="checkbox"/>	Car 1 <input type="checkbox"/>	Car 2 <input type="checkbox"/>	Car 3 <input type="checkbox"/>	Car 4 <input type="checkbox"/>
Hall Door Type					
<input type="checkbox"/> Auto Passenger (Default) <input type="checkbox"/> Manual					
Car Door Type					
<input type="checkbox"/> Auto Passenger (Default) <input type="checkbox"/> Manual (See * below) <input type="checkbox"/> Powered Freight (See * below)					
Select Door Operator					
<input type="checkbox"/>	Abell	ATS 0090	Field "EZ"		
<input type="checkbox"/>	Fermator	VVVF5	Linear Door Operator		
<input type="checkbox"/>	GAL	MODCTL	24 VDC Interface Relays		
<input type="checkbox"/>	GAL	MOD	(L, G, or X) Motor Armature Voltage: <input style="width:50px;" type="text"/>		
<input type="checkbox"/>	GAL	MOVFR	Input Voltage: <input type="checkbox"/> 230 VAC (Default) <input type="checkbox"/> 120 VAC		
<input type="checkbox"/>	GAL	MOVFE	Input Voltage: <input type="checkbox"/> 230 VAC (Default) <input type="checkbox"/> 120 VAC		
<input type="checkbox"/>	Kone	AMD	Input Voltage: <input type="checkbox"/> 230 VAC (Default) <input type="checkbox"/> 120 VAC Model #: <input type="checkbox"/> 1.5 <input type="checkbox"/> 2.0		
<input type="checkbox"/>	Kone	Mac	104 or 105D Interface Board		
<input type="checkbox"/>	Kone	PMSSC	Input Voltage: <input type="checkbox"/> 230 VAC (Default) <input type="checkbox"/> 120 VAC 104 or 105D Interface Board		
<input type="checkbox"/>	Otis	AT400	120 VDC (Discrete Only & Power Supply by Smartrise)		
<input type="checkbox"/>	Otis	Glide A	220 VAC (Discrete Only)		
<input type="checkbox"/>	Otis	Glide P	220 VAC (Discrete Only)		
<input type="checkbox"/>	SEES	Smooth Operator	Input Voltage: <input type="checkbox"/> 220 VAC <input type="checkbox"/> 110 VAC		
<input type="checkbox"/>	TKE	Dover HD-03	Input Voltage: <input style="width:50px;" type="text"/> (Only M Models)		
<input type="checkbox"/>	TKE	Dover HD-73	Motor Armature Voltage: <input style="width:50px;" type="text"/> (Type D/I/O)		
<input type="checkbox"/>	TKE	Dover HD-91	Motor Armature Voltage: <input style="width:50px;" type="text"/> (DC Motor)		
<input type="checkbox"/>	TKE	HD-85	Motor Armature Voltage: <input style="width:50px;" type="text"/>		
<input type="checkbox"/>	TKE	HDLM	Input Voltage: <input style="width:50px;" type="text"/> AMPS: <input style="width:50px;" type="text"/> Requires UIT_I/O Card		
<input type="checkbox"/>	TKE	LD-16	Input Voltage: <input style="width:50px;" type="text"/>		
<input type="checkbox"/>	TKE	ECI	Input Voltage: <input style="width:50px;" type="text"/>		
<input type="checkbox"/>	Wittur	SGV: MIDI/Supra	Input Voltage: <input type="checkbox"/> 230 VAC (Default) <input type="checkbox"/> 120 VAC		
<input type="checkbox"/>	EMS		*Input Freight/Door Information at Bottom		
<input type="checkbox"/>	Courion				
<input type="checkbox"/>	Peelle				
<input type="checkbox"/>	Langer + Laumann	TSG V4	Input Voltage: <input type="checkbox"/> 230 VAC (Default) <input type="checkbox"/> 115 VAC		
<input type="checkbox"/>	Other		*Input Other Door Information at Bottom		
Door Protection					
<input type="checkbox"/> Photo Eye/Light Curtain (Default) <input type="checkbox"/> Mechanical Safety Edge <input type="checkbox"/> Door Hold Button					
Manual Car Door CAM Type/Information					
<input type="checkbox"/> Mechanical					
<input type="checkbox"/>	DC	Volts	<input style="width:50px;" type="text"/>	Amps	<input style="width:50px;" type="text"/>
<input type="checkbox"/>	AC (3-Phase)	Volts	<input style="width:50px;" type="text"/>	Amps	<input style="width:50px;" type="text"/>
<input type="checkbox"/>	AC (Single Phase)	Volts	<input style="width:50px;" type="text"/>	Amps	<input style="width:50px;" type="text"/>

Rear Door Type	Use this door for all cars or specify which cars use it				
	All <input type="checkbox"/>	Car 1 <input type="checkbox"/>	Car 2 <input type="checkbox"/>	Car 3 <input type="checkbox"/>	Car 4 <input type="checkbox"/>
Hall Door Type					
<input type="checkbox"/> Auto Passenger (Default) <input type="checkbox"/> Manual					
Car Door Type					
<input type="checkbox"/> Auto Passenger (Default) <input type="checkbox"/> Manual (See * below) <input type="checkbox"/> Powered Freight (See * below)					
Select Door Operator					
<input type="checkbox"/>	Abell	ATS 0090	Field "EZ"		
<input type="checkbox"/>	Fermator	VVVF5	Linear Door Operator		
<input type="checkbox"/>	GAL	MODCTL	24 VDC Interface Relays		
<input type="checkbox"/>	GAL	MOD	(L, G, or X) Motor Armature Voltage: <input style="width:50px;" type="text"/>		
<input type="checkbox"/>	GAL	MOVFR	Input Voltage: <input type="checkbox"/> 230 VAC (Default) <input type="checkbox"/> 120 VAC		
<input type="checkbox"/>	GAL	MOVFE	Input Voltage: <input type="checkbox"/> 230 VAC (Default) <input type="checkbox"/> 120 VAC		
<input type="checkbox"/>	Kone	AMD	Input Voltage: <input type="checkbox"/> 230 VAC (Default) <input type="checkbox"/> 120 VAC Model #: <input type="checkbox"/> 1.5 <input type="checkbox"/> 2.0		
<input type="checkbox"/>	Kone	Mac	104 or 105D Interface Board		
<input type="checkbox"/>	Kone	PMSSC	Input Voltage: <input type="checkbox"/> 230 VAC (Default) <input type="checkbox"/> 120 VAC 104 or 105D Interface Board		
<input type="checkbox"/>	Otis	AT400	120 VDC (Discrete Only & Power Supply by Smartrise)		
<input type="checkbox"/>	Otis	Glide A	220 VAC (Discrete Only)		
<input type="checkbox"/>	Otis	Glide P	220 VAC (Discrete Only)		
<input type="checkbox"/>	SEES	Smooth Operator	Input Voltage: <input type="checkbox"/> 220 VAC <input type="checkbox"/> 110 VAC		
<input type="checkbox"/>	TKE	Dover HD-03	Input Voltage: <input style="width:50px;" type="text"/> (Only M Models)		
<input type="checkbox"/>	TKE	Dover HD-73	Motor Armature Voltage: <input style="width:50px;" type="text"/> (Type D/I/O)		
<input type="checkbox"/>	TKE	Dover HD-91	Motor Armature Voltage: <input style="width:50px;" type="text"/> (DC Motor)		
<input type="checkbox"/>	TKE	HD-85	Motor Armature Voltage: <input style="width:50px;" type="text"/>		
<input type="checkbox"/>	TKE	HDLM	Input Voltage: <input style="width:50px;" type="text"/> AMPS: <input style="width:50px;" type="text"/> Requires UIT_I/O Card		
<input type="checkbox"/>	TKE	LD-16	Input Voltage: <input style="width:50px;" type="text"/>		
<input type="checkbox"/>	TKE	ECI	Input Voltage: <input style="width:50px;" type="text"/>		
<input type="checkbox"/>	Wittur	SGV: MIDI/Supra	Input Voltage: <input type="checkbox"/> 230 VAC (Default) <input type="checkbox"/> 120 VAC		
<input type="checkbox"/>	EMS		*Input Freight/Door Information at Bottom		
<input type="checkbox"/>	Courion				
<input type="checkbox"/>	Peelle				
<input type="checkbox"/>	Langer + Laumann	TSG V4	Input Voltage: <input type="checkbox"/> 230 VAC (Default) <input type="checkbox"/> 115 VAC		
<input type="checkbox"/>	Other		*Input Other Door Information at Bottom		
Door Protection					
<input type="checkbox"/> Photo Eye/Light Curtain (Default) <input type="checkbox"/> Mechanical Safety Edge <input type="checkbox"/> Door Hold Button					
Manual Car Door CAM Type/Information					
<input type="checkbox"/> Mechanical					
<input type="checkbox"/>	DC	Volts	<input style="width:50px;" type="text"/>	Amps	<input style="width:50px;" type="text"/>
<input type="checkbox"/>	AC (3-Phase)	Volts	<input style="width:50px;" type="text"/>	Amps	<input style="width:50px;" type="text"/>
<input type="checkbox"/>	AC (Single Phase)	Volts	<input style="width:50px;" type="text"/>	Amps	<input style="width:50px;" type="text"/>

*Freight/Other Door Operation Information

Manufacturer	<input style="width:90%;" type="text"/>
Model	<input style="width:90%;" type="text"/>
Reference #'s	<input style="width:90%;" type="text"/>
Job Prints from Door Manufacturer are Required	

Notes and Special Instructions:

Landings and Openings

Check this box if more than 24 landings (continued on page 9 for landings 25- 64)

Floor Information (1-24)			Floor Openings				Car Call Security				Hall Call Security				Hosp	
Floor Index	Floor Label	Floor Height	Car 1	Car 2	Car 3	Car 4	Car 1	Car 2	Car 3	Car 4	Car 1	Car 2	Car 3	Car 4		
Overhead Default 13ft			F	R	F	R	F	R	F	R	F	R	F	R	F	R
24			<input type="checkbox"/>	<input type="checkbox"/>	<input type="checkbox"/>	<input type="checkbox"/>	<input type="checkbox"/>	<input type="checkbox"/>	<input type="checkbox"/>	<input type="checkbox"/>	<input type="checkbox"/>	<input type="checkbox"/>	<input type="checkbox"/>	<input type="checkbox"/>	<input type="checkbox"/>	<input type="checkbox"/>
23			<input type="checkbox"/>	<input type="checkbox"/>	<input type="checkbox"/>	<input type="checkbox"/>	<input type="checkbox"/>	<input type="checkbox"/>	<input type="checkbox"/>	<input type="checkbox"/>	<input type="checkbox"/>	<input type="checkbox"/>	<input type="checkbox"/>	<input type="checkbox"/>	<input type="checkbox"/>	<input type="checkbox"/>
22			<input type="checkbox"/>	<input type="checkbox"/>	<input type="checkbox"/>	<input type="checkbox"/>	<input type="checkbox"/>	<input type="checkbox"/>	<input type="checkbox"/>	<input type="checkbox"/>	<input type="checkbox"/>	<input type="checkbox"/>	<input type="checkbox"/>	<input type="checkbox"/>	<input type="checkbox"/>	<input type="checkbox"/>
21			<input type="checkbox"/>	<input type="checkbox"/>	<input type="checkbox"/>	<input type="checkbox"/>	<input type="checkbox"/>	<input type="checkbox"/>	<input type="checkbox"/>	<input type="checkbox"/>	<input type="checkbox"/>	<input type="checkbox"/>	<input type="checkbox"/>	<input type="checkbox"/>	<input type="checkbox"/>	<input type="checkbox"/>
20			<input type="checkbox"/>	<input type="checkbox"/>	<input type="checkbox"/>	<input type="checkbox"/>	<input type="checkbox"/>	<input type="checkbox"/>	<input type="checkbox"/>	<input type="checkbox"/>	<input type="checkbox"/>	<input type="checkbox"/>	<input type="checkbox"/>	<input type="checkbox"/>	<input type="checkbox"/>	<input type="checkbox"/>
19			<input type="checkbox"/>	<input type="checkbox"/>	<input type="checkbox"/>	<input type="checkbox"/>	<input type="checkbox"/>	<input type="checkbox"/>	<input type="checkbox"/>	<input type="checkbox"/>	<input type="checkbox"/>	<input type="checkbox"/>	<input type="checkbox"/>	<input type="checkbox"/>	<input type="checkbox"/>	<input type="checkbox"/>
18			<input type="checkbox"/>	<input type="checkbox"/>	<input type="checkbox"/>	<input type="checkbox"/>	<input type="checkbox"/>	<input type="checkbox"/>	<input type="checkbox"/>	<input type="checkbox"/>	<input type="checkbox"/>	<input type="checkbox"/>	<input type="checkbox"/>	<input type="checkbox"/>	<input type="checkbox"/>	<input type="checkbox"/>
17			<input type="checkbox"/>	<input type="checkbox"/>	<input type="checkbox"/>	<input type="checkbox"/>	<input type="checkbox"/>	<input type="checkbox"/>	<input type="checkbox"/>	<input type="checkbox"/>	<input type="checkbox"/>	<input type="checkbox"/>	<input type="checkbox"/>	<input type="checkbox"/>	<input type="checkbox"/>	<input type="checkbox"/>
16			<input type="checkbox"/>	<input type="checkbox"/>	<input type="checkbox"/>	<input type="checkbox"/>	<input type="checkbox"/>	<input type="checkbox"/>	<input type="checkbox"/>	<input type="checkbox"/>	<input type="checkbox"/>	<input type="checkbox"/>	<input type="checkbox"/>	<input type="checkbox"/>	<input type="checkbox"/>	<input type="checkbox"/>
15			<input type="checkbox"/>	<input type="checkbox"/>	<input type="checkbox"/>	<input type="checkbox"/>	<input type="checkbox"/>	<input type="checkbox"/>	<input type="checkbox"/>	<input type="checkbox"/>	<input type="checkbox"/>	<input type="checkbox"/>	<input type="checkbox"/>	<input type="checkbox"/>	<input type="checkbox"/>	<input type="checkbox"/>
14			<input type="checkbox"/>	<input type="checkbox"/>	<input type="checkbox"/>	<input type="checkbox"/>	<input type="checkbox"/>	<input type="checkbox"/>	<input type="checkbox"/>	<input type="checkbox"/>	<input type="checkbox"/>	<input type="checkbox"/>	<input type="checkbox"/>	<input type="checkbox"/>	<input type="checkbox"/>	<input type="checkbox"/>
13			<input type="checkbox"/>	<input type="checkbox"/>	<input type="checkbox"/>	<input type="checkbox"/>	<input type="checkbox"/>	<input type="checkbox"/>	<input type="checkbox"/>	<input type="checkbox"/>	<input type="checkbox"/>	<input type="checkbox"/>	<input type="checkbox"/>	<input type="checkbox"/>	<input type="checkbox"/>	<input type="checkbox"/>
12			<input type="checkbox"/>	<input type="checkbox"/>	<input type="checkbox"/>	<input type="checkbox"/>	<input type="checkbox"/>	<input type="checkbox"/>	<input type="checkbox"/>	<input type="checkbox"/>	<input type="checkbox"/>	<input type="checkbox"/>	<input type="checkbox"/>	<input type="checkbox"/>	<input type="checkbox"/>	<input type="checkbox"/>
11			<input type="checkbox"/>	<input type="checkbox"/>	<input type="checkbox"/>	<input type="checkbox"/>	<input type="checkbox"/>	<input type="checkbox"/>	<input type="checkbox"/>	<input type="checkbox"/>	<input type="checkbox"/>	<input type="checkbox"/>	<input type="checkbox"/>	<input type="checkbox"/>	<input type="checkbox"/>	<input type="checkbox"/>
10			<input type="checkbox"/>	<input type="checkbox"/>	<input type="checkbox"/>	<input type="checkbox"/>	<input type="checkbox"/>	<input type="checkbox"/>	<input type="checkbox"/>	<input type="checkbox"/>	<input type="checkbox"/>	<input type="checkbox"/>	<input type="checkbox"/>	<input type="checkbox"/>	<input type="checkbox"/>	<input type="checkbox"/>
9			<input type="checkbox"/>	<input type="checkbox"/>	<input type="checkbox"/>	<input type="checkbox"/>	<input type="checkbox"/>	<input type="checkbox"/>	<input type="checkbox"/>	<input type="checkbox"/>	<input type="checkbox"/>	<input type="checkbox"/>	<input type="checkbox"/>	<input type="checkbox"/>	<input type="checkbox"/>	<input type="checkbox"/>
8			<input type="checkbox"/>	<input type="checkbox"/>	<input type="checkbox"/>	<input type="checkbox"/>	<input type="checkbox"/>	<input type="checkbox"/>	<input type="checkbox"/>	<input type="checkbox"/>	<input type="checkbox"/>	<input type="checkbox"/>	<input type="checkbox"/>	<input type="checkbox"/>	<input type="checkbox"/>	<input type="checkbox"/>
7			<input type="checkbox"/>	<input type="checkbox"/>	<input type="checkbox"/>	<input type="checkbox"/>	<input type="checkbox"/>	<input type="checkbox"/>	<input type="checkbox"/>	<input type="checkbox"/>	<input type="checkbox"/>	<input type="checkbox"/>	<input type="checkbox"/>	<input type="checkbox"/>	<input type="checkbox"/>	<input type="checkbox"/>
6			<input type="checkbox"/>	<input type="checkbox"/>	<input type="checkbox"/>	<input type="checkbox"/>	<input type="checkbox"/>	<input type="checkbox"/>	<input type="checkbox"/>	<input type="checkbox"/>	<input type="checkbox"/>	<input type="checkbox"/>	<input type="checkbox"/>	<input type="checkbox"/>	<input type="checkbox"/>	<input type="checkbox"/>
5			<input type="checkbox"/>	<input type="checkbox"/>	<input type="checkbox"/>	<input type="checkbox"/>	<input type="checkbox"/>	<input type="checkbox"/>	<input type="checkbox"/>	<input type="checkbox"/>	<input type="checkbox"/>	<input type="checkbox"/>	<input type="checkbox"/>	<input type="checkbox"/>	<input type="checkbox"/>	<input type="checkbox"/>
4			<input type="checkbox"/>	<input type="checkbox"/>	<input type="checkbox"/>	<input type="checkbox"/>	<input type="checkbox"/>	<input type="checkbox"/>	<input type="checkbox"/>	<input type="checkbox"/>	<input type="checkbox"/>	<input type="checkbox"/>	<input type="checkbox"/>	<input type="checkbox"/>	<input type="checkbox"/>	<input type="checkbox"/>
3			<input type="checkbox"/>	<input type="checkbox"/>	<input type="checkbox"/>	<input type="checkbox"/>	<input type="checkbox"/>	<input type="checkbox"/>	<input type="checkbox"/>	<input type="checkbox"/>	<input type="checkbox"/>	<input type="checkbox"/>	<input type="checkbox"/>	<input type="checkbox"/>	<input type="checkbox"/>	<input type="checkbox"/>
2			<input type="checkbox"/>	<input type="checkbox"/>	<input type="checkbox"/>	<input type="checkbox"/>	<input type="checkbox"/>	<input type="checkbox"/>	<input type="checkbox"/>	<input type="checkbox"/>	<input type="checkbox"/>	<input type="checkbox"/>	<input type="checkbox"/>	<input type="checkbox"/>	<input type="checkbox"/>	<input type="checkbox"/>
1			<input type="checkbox"/>	<input type="checkbox"/>	<input type="checkbox"/>	<input type="checkbox"/>	<input type="checkbox"/>	<input type="checkbox"/>	<input type="checkbox"/>	<input type="checkbox"/>	<input type="checkbox"/>	<input type="checkbox"/>	<input type="checkbox"/>	<input type="checkbox"/>	<input type="checkbox"/>	<input type="checkbox"/>
Default Pit Labels			Pit -> (Default 4')				Pit				Pit				Pit	

All cars same as Car 1

All walk-through

All front

Number of floors

All cars same as Car 1

All walk-through

All front

Number of floors

All cars same as Car 1

All walk-through

All front

Number of floors

Note: If no opening is selected, the default will be front.

If mixed F/R, select boxes above

Note: If nothing is selected, Smartrise will proceed with all floors.

We will default to the lobby landing and the landing above for main and alternate fire floor respectively

Note: If floor to floor Distance is not provided, Smartrise will default to 15ft per floor travel.

Total Hoistway Height (ft)	
Car 1	
Car 2	
Car 3	
Car 4	

All cars same as Car 1

Walkthrough Only: Top
Location of Hoistway Up/Dn Switch Car # s

F R (Default)

Walkthrough Only: Bottom
Location of Hoistway Up/Dn Switch Car # s

F R (Default)

Smart Dispatching Not Required

Lobby Boost (Lobby Only)

Destination Dispatch Not Required

Full (All Floors)

Hybrid (Kiosks/Conventional Hall Riser Combination)

(Fill out the Destination Dispatch specifics on page 11)

Notes and Special Instructions:

Overlay with Existing Equipment

Cross Registration System

When you choose one of the above, a Smartrise engineer will contact you to gather details about the existing elevator controllers.

Important: Provide Physical Layout on page 13

Destination Dispatch (1-48)

Check this box if more than 48 landings (continued on page 12 for landings 49-96)

Floor Information (1-24)			Conventional Hall Risers			
Floor Index	Floor Label	Destination Dispatch Kiosks (maximum of 8 kiosks per floor)	Car 1	Car 2	Car 3	Car 4
			F R	F R	F R	F R
24			<input type="checkbox"/>	<input type="checkbox"/>	<input type="checkbox"/>	<input type="checkbox"/>
23			<input type="checkbox"/>	<input type="checkbox"/>	<input type="checkbox"/>	<input type="checkbox"/>
22			<input type="checkbox"/>	<input type="checkbox"/>	<input type="checkbox"/>	<input type="checkbox"/>
21			<input type="checkbox"/>	<input type="checkbox"/>	<input type="checkbox"/>	<input type="checkbox"/>
20			<input type="checkbox"/>	<input type="checkbox"/>	<input type="checkbox"/>	<input type="checkbox"/>
19			<input type="checkbox"/>	<input type="checkbox"/>	<input type="checkbox"/>	<input type="checkbox"/>
18			<input type="checkbox"/>	<input type="checkbox"/>	<input type="checkbox"/>	<input type="checkbox"/>
17			<input type="checkbox"/>	<input type="checkbox"/>	<input type="checkbox"/>	<input type="checkbox"/>
16			<input type="checkbox"/>	<input type="checkbox"/>	<input type="checkbox"/>	<input type="checkbox"/>
15			<input type="checkbox"/>	<input type="checkbox"/>	<input type="checkbox"/>	<input type="checkbox"/>
14			<input type="checkbox"/>	<input type="checkbox"/>	<input type="checkbox"/>	<input type="checkbox"/>
13			<input type="checkbox"/>	<input type="checkbox"/>	<input type="checkbox"/>	<input type="checkbox"/>
12			<input type="checkbox"/>	<input type="checkbox"/>	<input type="checkbox"/>	<input type="checkbox"/>
11			<input type="checkbox"/>	<input type="checkbox"/>	<input type="checkbox"/>	<input type="checkbox"/>
10			<input type="checkbox"/>	<input type="checkbox"/>	<input type="checkbox"/>	<input type="checkbox"/>
9			<input type="checkbox"/>	<input type="checkbox"/>	<input type="checkbox"/>	<input type="checkbox"/>
8			<input type="checkbox"/>	<input type="checkbox"/>	<input type="checkbox"/>	<input type="checkbox"/>
7			<input type="checkbox"/>	<input type="checkbox"/>	<input type="checkbox"/>	<input type="checkbox"/>
6			<input type="checkbox"/>	<input type="checkbox"/>	<input type="checkbox"/>	<input type="checkbox"/>
5			<input type="checkbox"/>	<input type="checkbox"/>	<input type="checkbox"/>	<input type="checkbox"/>
4			<input type="checkbox"/>	<input type="checkbox"/>	<input type="checkbox"/>	<input type="checkbox"/>
3			<input type="checkbox"/>	<input type="checkbox"/>	<input type="checkbox"/>	<input type="checkbox"/>
2			<input type="checkbox"/>	<input type="checkbox"/>	<input type="checkbox"/>	<input type="checkbox"/>
1			<input type="checkbox"/>	<input type="checkbox"/>	<input type="checkbox"/>	<input type="checkbox"/>
Pit			Pit			

Floor Information (25 - 48)			Conventional Hall Risers			
Floor Index	Floor Label	Destination Dispatch Kiosks (maximum of 8 kiosks per floor)	Car 1	Car 2	Car 3	Car 4
			F R	F R	F R	F R
48			<input type="checkbox"/>	<input type="checkbox"/>	<input type="checkbox"/>	<input type="checkbox"/>
47			<input type="checkbox"/>	<input type="checkbox"/>	<input type="checkbox"/>	<input type="checkbox"/>
46			<input type="checkbox"/>	<input type="checkbox"/>	<input type="checkbox"/>	<input type="checkbox"/>
45			<input type="checkbox"/>	<input type="checkbox"/>	<input type="checkbox"/>	<input type="checkbox"/>
44			<input type="checkbox"/>	<input type="checkbox"/>	<input type="checkbox"/>	<input type="checkbox"/>
43			<input type="checkbox"/>	<input type="checkbox"/>	<input type="checkbox"/>	<input type="checkbox"/>
42			<input type="checkbox"/>	<input type="checkbox"/>	<input type="checkbox"/>	<input type="checkbox"/>
41			<input type="checkbox"/>	<input type="checkbox"/>	<input type="checkbox"/>	<input type="checkbox"/>
40			<input type="checkbox"/>	<input type="checkbox"/>	<input type="checkbox"/>	<input type="checkbox"/>
39			<input type="checkbox"/>	<input type="checkbox"/>	<input type="checkbox"/>	<input type="checkbox"/>
38			<input type="checkbox"/>	<input type="checkbox"/>	<input type="checkbox"/>	<input type="checkbox"/>
37			<input type="checkbox"/>	<input type="checkbox"/>	<input type="checkbox"/>	<input type="checkbox"/>
36			<input type="checkbox"/>	<input type="checkbox"/>	<input type="checkbox"/>	<input type="checkbox"/>
35			<input type="checkbox"/>	<input type="checkbox"/>	<input type="checkbox"/>	<input type="checkbox"/>
34			<input type="checkbox"/>	<input type="checkbox"/>	<input type="checkbox"/>	<input type="checkbox"/>
33			<input type="checkbox"/>	<input type="checkbox"/>	<input type="checkbox"/>	<input type="checkbox"/>
32			<input type="checkbox"/>	<input type="checkbox"/>	<input type="checkbox"/>	<input type="checkbox"/>
31			<input type="checkbox"/>	<input type="checkbox"/>	<input type="checkbox"/>	<input type="checkbox"/>
30			<input type="checkbox"/>	<input type="checkbox"/>	<input type="checkbox"/>	<input type="checkbox"/>
29			<input type="checkbox"/>	<input type="checkbox"/>	<input type="checkbox"/>	<input type="checkbox"/>
28			<input type="checkbox"/>	<input type="checkbox"/>	<input type="checkbox"/>	<input type="checkbox"/>
27			<input type="checkbox"/>	<input type="checkbox"/>	<input type="checkbox"/>	<input type="checkbox"/>
26			<input type="checkbox"/>	<input type="checkbox"/>	<input type="checkbox"/>	<input type="checkbox"/>
25			<input type="checkbox"/>	<input type="checkbox"/>	<input type="checkbox"/>	<input type="checkbox"/>

Destination Dispatch System Access and Functionality

BraXos Security System will be used to gain access to landings during a Car Call request.

Landings will be accessed via Hall Kiosk Access Code Entry.

Discrete Input security will be required.

Special car functions will be accessed from Kiosks:

Car Recall
 Swing Car
 Hospital Service
 VIP Service
 Car Out of Service

Special Notes and Instructions

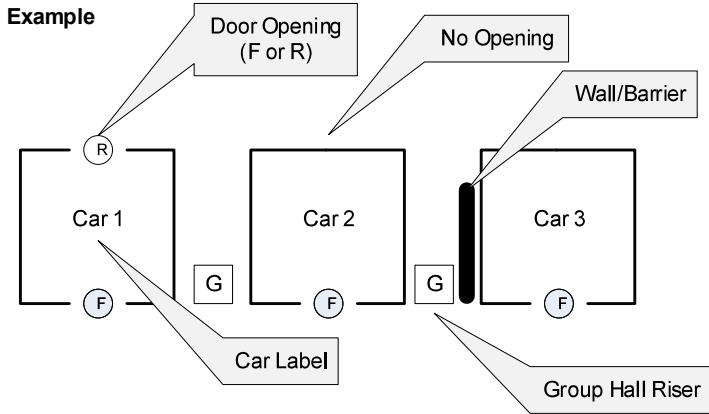
Destination Dispatch (49-96)

Continued from page 11

Floor Information (49 - 72)			Conventional Hall Risers			
Floor Index	Floor Label	Destination Dispatch Kiosks (maximum of 8 kiosks per floor)	Car 1	Car 2	Car 3	Car 4
			F R	F R	F R	F R
72			<input type="checkbox"/>	<input type="checkbox"/>	<input type="checkbox"/>	<input type="checkbox"/>
71			<input type="checkbox"/>	<input type="checkbox"/>	<input type="checkbox"/>	<input type="checkbox"/>
70			<input type="checkbox"/>	<input type="checkbox"/>	<input type="checkbox"/>	<input type="checkbox"/>
69			<input type="checkbox"/>	<input type="checkbox"/>	<input type="checkbox"/>	<input type="checkbox"/>
68			<input type="checkbox"/>	<input type="checkbox"/>	<input type="checkbox"/>	<input type="checkbox"/>
67			<input type="checkbox"/>	<input type="checkbox"/>	<input type="checkbox"/>	<input type="checkbox"/>
66			<input type="checkbox"/>	<input type="checkbox"/>	<input type="checkbox"/>	<input type="checkbox"/>
65			<input type="checkbox"/>	<input type="checkbox"/>	<input type="checkbox"/>	<input type="checkbox"/>
64			<input type="checkbox"/>	<input type="checkbox"/>	<input type="checkbox"/>	<input type="checkbox"/>
63			<input type="checkbox"/>	<input type="checkbox"/>	<input type="checkbox"/>	<input type="checkbox"/>
62			<input type="checkbox"/>	<input type="checkbox"/>	<input type="checkbox"/>	<input type="checkbox"/>
61			<input type="checkbox"/>	<input type="checkbox"/>	<input type="checkbox"/>	<input type="checkbox"/>
60			<input type="checkbox"/>	<input type="checkbox"/>	<input type="checkbox"/>	<input type="checkbox"/>
59			<input type="checkbox"/>	<input type="checkbox"/>	<input type="checkbox"/>	<input type="checkbox"/>
58			<input type="checkbox"/>	<input type="checkbox"/>	<input type="checkbox"/>	<input type="checkbox"/>
57			<input type="checkbox"/>	<input type="checkbox"/>	<input type="checkbox"/>	<input type="checkbox"/>
56			<input type="checkbox"/>	<input type="checkbox"/>	<input type="checkbox"/>	<input type="checkbox"/>
55			<input type="checkbox"/>	<input type="checkbox"/>	<input type="checkbox"/>	<input type="checkbox"/>
54			<input type="checkbox"/>	<input type="checkbox"/>	<input type="checkbox"/>	<input type="checkbox"/>
53			<input type="checkbox"/>	<input type="checkbox"/>	<input type="checkbox"/>	<input type="checkbox"/>
52			<input type="checkbox"/>	<input type="checkbox"/>	<input type="checkbox"/>	<input type="checkbox"/>
51			<input type="checkbox"/>	<input type="checkbox"/>	<input type="checkbox"/>	<input type="checkbox"/>
50			<input type="checkbox"/>	<input type="checkbox"/>	<input type="checkbox"/>	<input type="checkbox"/>
49			<input type="checkbox"/>	<input type="checkbox"/>	<input type="checkbox"/>	<input type="checkbox"/>

Floor Information (73 - 96)			Conventional Hall Risers			
Floor Index	Floor Label	Destination Dispatch Kiosks (maximum of 8 kiosks per floor)	Car 1	Car 2	Car 3	Car 4
			F R	F R	F R	F R
96			<input type="checkbox"/>	<input type="checkbox"/>	<input type="checkbox"/>	<input type="checkbox"/>
95			<input type="checkbox"/>	<input type="checkbox"/>	<input type="checkbox"/>	<input type="checkbox"/>
94			<input type="checkbox"/>	<input type="checkbox"/>	<input type="checkbox"/>	<input type="checkbox"/>
93			<input type="checkbox"/>	<input type="checkbox"/>	<input type="checkbox"/>	<input type="checkbox"/>
92			<input type="checkbox"/>	<input type="checkbox"/>	<input type="checkbox"/>	<input type="checkbox"/>
91			<input type="checkbox"/>	<input type="checkbox"/>	<input type="checkbox"/>	<input type="checkbox"/>
90			<input type="checkbox"/>	<input type="checkbox"/>	<input type="checkbox"/>	<input type="checkbox"/>
89			<input type="checkbox"/>	<input type="checkbox"/>	<input type="checkbox"/>	<input type="checkbox"/>
88			<input type="checkbox"/>	<input type="checkbox"/>	<input type="checkbox"/>	<input type="checkbox"/>
87			<input type="checkbox"/>	<input type="checkbox"/>	<input type="checkbox"/>	<input type="checkbox"/>
86			<input type="checkbox"/>	<input type="checkbox"/>	<input type="checkbox"/>	<input type="checkbox"/>
85			<input type="checkbox"/>	<input type="checkbox"/>	<input type="checkbox"/>	<input type="checkbox"/>
84			<input type="checkbox"/>	<input type="checkbox"/>	<input type="checkbox"/>	<input type="checkbox"/>
83			<input type="checkbox"/>	<input type="checkbox"/>	<input type="checkbox"/>	<input type="checkbox"/>
82			<input type="checkbox"/>	<input type="checkbox"/>	<input type="checkbox"/>	<input type="checkbox"/>
81			<input type="checkbox"/>	<input type="checkbox"/>	<input type="checkbox"/>	<input type="checkbox"/>
80			<input type="checkbox"/>	<input type="checkbox"/>	<input type="checkbox"/>	<input type="checkbox"/>
79			<input type="checkbox"/>	<input type="checkbox"/>	<input type="checkbox"/>	<input type="checkbox"/>
78			<input type="checkbox"/>	<input type="checkbox"/>	<input type="checkbox"/>	<input type="checkbox"/>
77			<input type="checkbox"/>	<input type="checkbox"/>	<input type="checkbox"/>	<input type="checkbox"/>
76			<input type="checkbox"/>	<input type="checkbox"/>	<input type="checkbox"/>	<input type="checkbox"/>
75			<input type="checkbox"/>	<input type="checkbox"/>	<input type="checkbox"/>	<input type="checkbox"/>
74			<input type="checkbox"/>	<input type="checkbox"/>	<input type="checkbox"/>	<input type="checkbox"/>
73			<input type="checkbox"/>	<input type="checkbox"/>	<input type="checkbox"/>	<input type="checkbox"/>

Elevator(s) Physical Layout

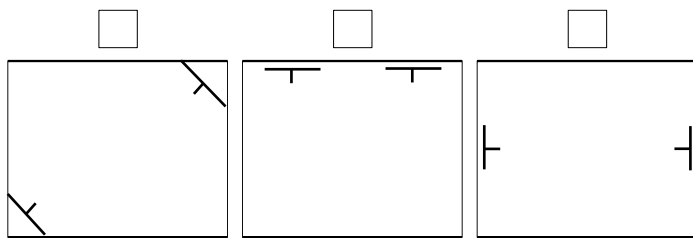


Draw a topographical map of elevator(s) location on grid provided.

- * Accurately label each car by number/letter
- * Mark openings a F (front) or R (rear)
- * Label risers as:
 - G = Group Riser
 - I = Inconspicuous Riser
 - H = Hospital Service Riser
- * Draw in walls/barriers (heavy line)

Notes/Special Considerations

Hoistway Consideration



Guide Rail Option	
<input type="checkbox"/>	T89
<input type="checkbox"/>	T90
<input type="checkbox"/>	T125
Other: _____	

Traction Motor Purchase from Smartrise

* Complete only if purchasing a motor from Smartrise

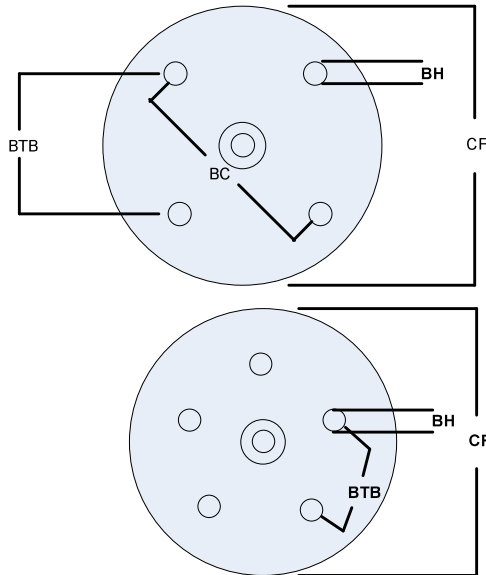
* All other motor data must have been provided on page 4

Existing Machine Information	
Machine Brand	<input type="text"/>
Model	<input type="text"/>
Style	<input type="text"/>
Counter Weight Percentage:	<input type="text"/>

Existing Motor Information	
Manufacturer:	<input type="text"/>
Frame Size/Style:	<input type="text"/>
<input type="checkbox"/> Foot Mount	<input type="checkbox"/> Flange Mount
HP <input type="text"/>	Volts <input type="text"/> RPM <input type="text"/>
Car Speed	<input type="text"/>
Car Capacity	<input type="text"/>
Machine Location	<input type="checkbox"/> Overhead <input type="checkbox"/> Basement

New Motor Information	
Volts <input type="text"/>	Encoder Cable Length
RPM <input type="text"/>	<input type="checkbox"/> 30 Ft.
<input type="checkbox"/> Straight Shaft	<input type="checkbox"/> 40 Ft.
<input type="checkbox"/> Tapered Shaft	<input type="checkbox"/> 50 Ft.
	<input type="checkbox"/> Other <input type="text"/> Ft.

Coupling Survey (Only If Provided by Smartrise)	
<input type="text"/>	(CF) Coupling Flange Diameter
<input type="text"/>	Number of Mounting Bolts
<input type="text"/>	Bolt Size
<input type="text"/>	(BH) Bolt Hole Diameter
<input type="text"/>	(BTB) Center Bolt to Center
<input type="text"/>	Bolt (BC) Bolt Circle



Notes and Special Instructions